

# Student Achievement

## American College Testing

A score of 20 or higher on the 36 point scale for the test indicates probable success in college.

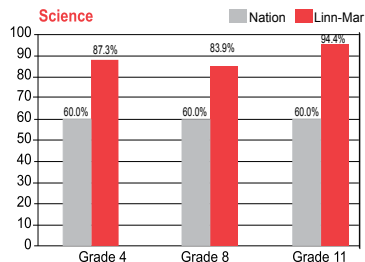
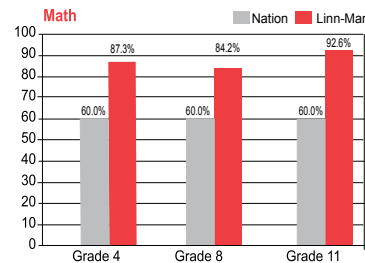
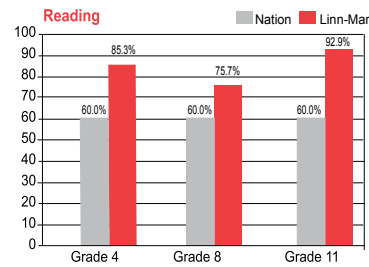
	Average Composite Score	Percent of students participating
Linn-Mar	24.2	75%
State of Iowa	22.3	61%
Nation	21.1	49%

## National Merit Achievement Program

	Student Semifinalists	Commended Students
Class of 2005	6	4
Class of 2006	1	3
Class of 2007	3	4
Class of 2008	4	7
Class of 2009	6	6
Class of 2010	7	3
Class of 2011	7	3
Class of 2012	3	1

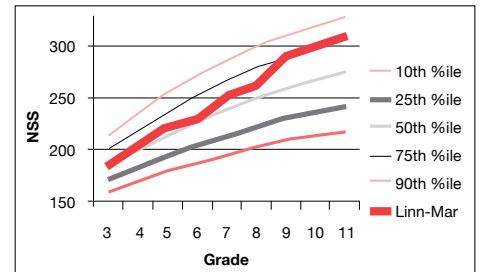


92% of students intend to attend a post-secondary institution



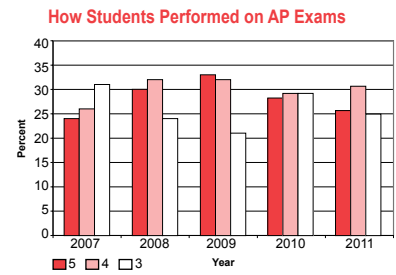
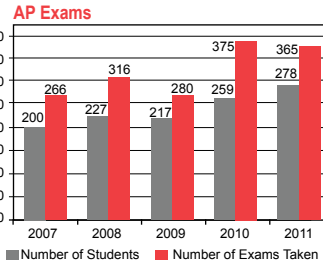
## Linn-Mar Growth by Average National Standard Score (NSS)

Describes performance on an achievement continuum from Kindergarten through 12th grade.



## Advanced Placement Program

The Advanced Placement program (AP) provides challenging course work that may receive college credit from post secondary institutions upon successful completion of the course exam. AP courses offered at Linn-Mar span the academic areas of Calculus, Chemistry, Biology, US History, European History, Psychology and English Literature. AP exams are scored on a 1-5 scale, with 5 being the highest score possible.



## 2010-2011 Board of Directors

- Ann Stark, President
- Barry Buchholz, Vice President
- Bob Crawford
- Bob Gilchrist
- Todd Hutcheson
- Tina Patterson
- Helen Romanowsky

## District Administration

- Katie Mulholland, Ed.D., Superintendent
- Rick Ironside, Ed.D., Associate Superintendent
- Dave Nicholson, Business Administrator
- Dirk Halupnik, Executive Director of Instructional Services
- Julie Jensen, Executive Director of Student Services
- Karla Christian, Executive Director of Human Resources



Linn-Mar Community School District  
2999 North Tenth Street  
Marion, IA 52302  
319.447.3000  
www.linnmar.k12.ia.us

## Schools

- Bowman Woods Elementary
- Echo Hill Elementary
- Indian Creek Elementary
- Linn Grove Elementary
- Novak Elementary
- Westfield Elementary
- Wilkins Elementary
- Oak Ridge School
- Excelsior Middle School
- Linn-Mar High School



2010-2011  
Annual Report to  
the Community

**2020**

Spirit. Opportunity. Future >>

# Resources



## ASBO Award: Seventh Year

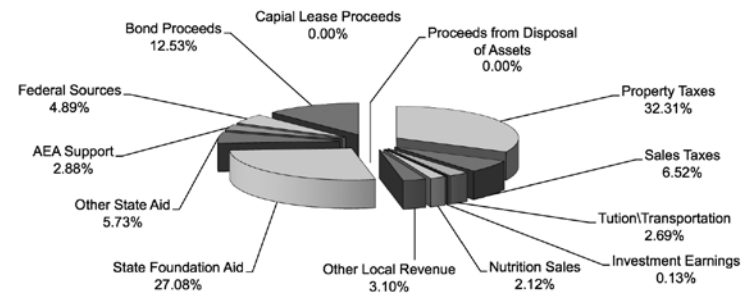
The district received a Certificate of Excellence in Financial Reporting from the Association of School Business Officials for the seventh consecutive year.

2010-2011 Budget: \$103,535,026

### District Revenues

Property Taxes.....	30,323,015
Sales Taxes.....	6,121,089
Tuition/Transportation.....	2,522,194
Investment Earnings.....	125,844
Nutrition Sales.....	1,986,991
Other Local Revenue.....	2,913,232
State Foundation Aid.....	25,414,425
Other State Aid.....	5,378,577
AEA Support.....	2,703,997
Federal Sources.....	4,589,257
Bond Proceeds.....	11,755,682
Capial Lease Proceeds.....	-
Proceeds from Disposal of Assets.....	2,269
<b>Total</b>	<b>93,836,570</b>

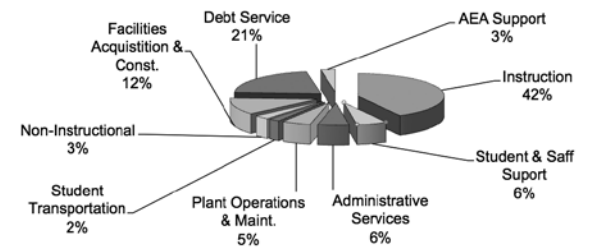
### District Revenues



### District Expenses

Instruction.....	41,480,379
Student & Staff Support.....	5,630,417
Administrative Services.....	5,821,026
Plant Operations & Maint.....	5,254,950
Student Transportation.....	2,095,187
Non-Instructional.....	2,762,480
Facilities Acquisition & Const.....	11,932,534
Debt Service.....	21,246,672
AEA Support.....	2,703,997
<b>Total</b>	<b>98,927,642</b>

### District Expenses



# Learning Environments

Linn-Mar maintenance staff maintain over 1,500,000 square feet of facilities on 110 acres. Improvements and efficiencies are made annually. Projects in the works include:

- ▶ Retrofitting lighting for motion detection across the District
- ▶ Replacing outdoor lights with LED bulbs across the District
- ▶ Replacing boilers with high efficiency models across the District
- ▶ Increasing the R value of one roof each summer
- ▶ Window replacement at Indian Creek Elementary
- ▶ Purchasing microbuses to improve fuel efficiencies

Linn-Mar Stadium opened in 2011. This multipurpose stadium hosts football and soccer games, track meets and marching band competitions as well as physical education classes.

In 2013, the District will open the relocated baseball and softball fields on the Oak Ridge property. The four diamonds will accommodate tournaments more easily than when these fields were located on the main campus.

A District aquatics center is being planned and is expected to be open in 2014 for competition swim teams and an aquatics program for younger students.

Student Enrollment	Schools	Students
Elementary (K-5)	7	3083
Middle School (6-8)	2	1463
High School (9-12)	1	1783
<b>TOTAL</b>	<b>10</b>	<b>6785*</b>

\*Total includes open enrollment students, preschool, alternative programs.

English Language Learners:	95
Special Education Students	627
Attendance Rate (9-12):	94%
Graduation Rate:	97%
Average Class Size (K-5):	23
Student/Computer Ratio:	4:1
Volunteer Program (670 people)	23,638 hours
Free/Reduced Lunch:	18.7%

Average Number of Lunches Served Daily:	4,285 student
Total Number of Lunches Served:	766,897

Average Number of Breakfasts Served Daily:	435 student
Total Number of Breakfasts Served:	77,834

Average Number Students Transported Daily:	3750
Total Miles Driven:	471,000
Buses:	56

## School District Personnel 2010-11\*

Officials, Adm., Mgrs.....	5
Principals.....	10
Asst. Principals.....	8
Elem. Teachers.....	167
Secondary Teachers.....	115
Other Teachers.....	124
Curriculum.....	5
Guidance.....	18
Other Professional Staff.....	25
Librarians/Media.....	10
Ed. Assistants.....	151
Technicians.....	6
Secretaries.....	44
Service Workers.....	80
Skilled Crafts.....	6
Part-time Teachers.....	28
Other Part-time Staff.....	148
<b>Total</b>	<b>950</b>

288 teachers have advanced degrees

8 teachers hold National Board Certification

24 teachers hired

**Average Teacher Salary**  
(full time without benefits): \$54,135

**Beginning Teacher Salary**  
(full time without benefits): \$31,869

# Engagement

Over 80 extra curricular activities are offered at Linn-Mar School. Eighty percent of the student body participates in a school sponsored activity. The Lions compete in the largest class of school in Iowa as members of the Mississippi Valley athletic conference.

Accomplishments in the 2010-2011 school year include:

- ▶ 49 All State Musicians
- ▶ Division I Ratings: Marching Band and Jazz Band
- ▶ Student Attendees National FFA Conference
- ▶ **State Qualifying Teams and Groups:** Football, Volleyball, Swimming, Boys Cross Country, Girls Cross Country, Girls Soccer, Girls Basketball, Wrestling, Girls Golf, Boys Golf, Boys Tennis, Girls Tennis, Boys Track, Girls Track, Boys Bowling, Poms, FFA, Special Olympics, Math Team, Speech
- ▶ State Championship: Boys Basketball
- ▶ Miss Iowa Basketball and Gatorade Player of the Year
- ▶ 1 Shrine Bowl Participant
- ▶ 2 Show Choir Championships
- ▶ National finalists: Pom Poms
- ▶ Third Place Regional Winner: Robotics
- ▶ Iowa Bandmaster Conference Performance
- ▶ Iowa Jazz Championships Qualifier

